


Welcome to Year 1




Elm Class

Miss Nelson
Ms Stockdale



Plane Class

Miss Sheeres
Mrs Mayhook
Mrs Puttock


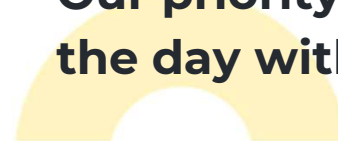




Working together

Our Home School Agreement details several ways to discuss any questions or queries with class teachers:

- **Speak directly to your class teacher** at the beginning or end of the day
- **Reading Record**
- **Website**
- Weekly **Newsletter**
- **ParentMail** - letters / emails
- **Class noticeboard**
- **Email** or **phone** to speak to your class teacher



Our priority is getting to know your children. Please help us at the end of the day with who you are collecting.




Who do I go to?

Your class teacher should be the first person to discuss any concerns, queries or matters pertaining to your child. They work with your child every day so know them the best in school

The Phase Lead can be brought in if it is felt any issue is not being dealt with effectively by the class teacher.

Members of the Senior Leadership Team can be contacted for support:

- Miss Husband - Inclusion / SEND / Safeguarding
 - Mrs Adams - Behaviour / attendance
 - Mr Burns (Deputy Headteacher) - academic matters
 - Mrs Lonie (Headteacher) - if there still remains concerns, issues or matters to discuss
- 



Growing independence

- We encourage and help children develop their independence by building on the foundations of Reception
- We help children take responsibility for their own belongings including books and clothes. Please help them by ensuring all clothes are named!
- We follow the three school rules:

Be ready

Be respectful

Be safe



365 days in a calendar year

**Being in school at least 97% of the time (184 to 190 days)
That is no more than 6 days off per year.**

190
school days in each year.

180
days in school

171
days in school

161
days in school

152
days in school

143
days in school

100%
attendance

95%
attendance

90%
attendance

85%
attendance

80%
attendance

75%
attendance

Best chance of success

**Poor attendance - less
chance of success**

**Very poor attendance -
serious impact on
education**

Did you know?

There are 175 non-term
dates in a school year.

At Woodlands Primary School, we have high expectations of attendance from all pupils. **We strive for every child to be in school every day.** Regular attendance is essential to ensure children reach their potential both academically and socially. Please make sure that your child is at school on time and is here every day, unless they are ill.

If in a school year, your child is late every day by...	Your child would have lost approximately...	or they would have missed approximately...
5 Minutes	3.5 Days from School	20 Lessons
10 Minutes	7 Days from School	41 Lessons
15 Minutes	10 Days from School	55 Lessons
20 Minutes	14.5 Days from School	82 Lessons
30 Minutes	22 Days from School	123 Lessons

You should not take your child on holiday during term time.
Please encourage punctuality to maintain school attendance.



Remember Absence = Lost Opportunity



What YOU must do:

- Try to telephone the school before 8.30am each day of your child's absence or email the school office on Office@woodlands.kent.sch.uk
- Tell the school in advance, of any medical appointments (try to make these out of school hours when you can)
- If you are not sure whether your child is well enough to attend school, send them in anyway as they often perk up on arrival. Read the NHS guidance, 'Is my child too ill for school?'
- Have a back-up plan for if your child misses transport: call on a family member, neighbour or friend.
- If you and your child are experiencing difficulties with school attendance, then talk to us as a first step so we can help!
- If you request a term-time absence for holiday, we will ask to meet with you in advance.

What WE will do:

- Check your child's attendance every day
 - Phone home to discuss your child's attendance with you
 - Invite you into school for attendance meetings if we are concerned
 - Work with you to put in place interventions to improve and support attendance
 - If we cannot establish a reason for absence, then we may make a welfare home visit.
- 
- 



Celebrating Success

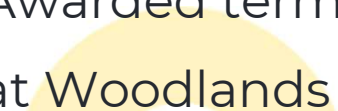
Endeavour Awards

Weekly award for great learning attitude


Positive Postcards

Showing the school values of respect, responsibility, resilience, care, creativity and community

Woodlands Ambassador Awards



Awarded termly for someone who always shows the values expected of a learner at Woodlands



A Day in Year 1


- Year 1 bridges the play-based learning of Reception with the more formal learning of Year 2
- We have a daily focus on reading, writing and maths
- We use the Jigsaw programme to support emotional development



Learning in Year 1

The beginning of Year 1 looks similar to learning in Reception but with a few changes:

- Whole class teaching for all subjects
- Time given for independent activities to allow children to work on their social skills
- Rainbow Challenges - small tasks for children to complete independently





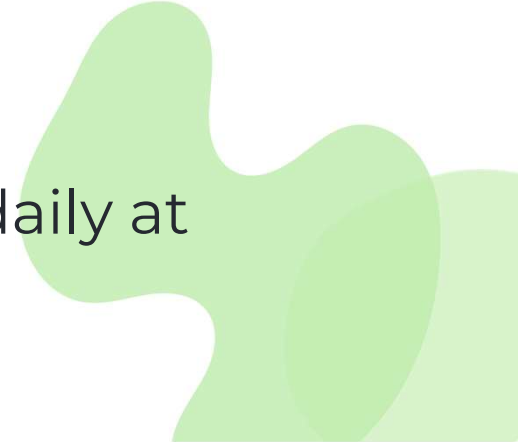

Reading is at the heart of what we do



There is a positive correlation between the size of a child's vocabulary at age 4 and their academic performance all the way through school and even beyond.

The bigger a child's vocab by age 4, the better they perform in GCSEs and even better mental health.

Because of this, we encourage all children to read daily at home.



Our two book approach

Read Aloud Books

- Matched to phonics level
- Builds confidence, fluency, comprehension
- Children will read these books more than once because evidence shows that repeated reading improves decoding, fluency and comprehension



Woodlands Selection Books

- Borrowed from our Star Book box or library
- Chosen by children for enjoyment
- To be enjoyed with an adult at home as they may be beyond the child's reading ability



What is phonics?


- The method of teaching reading through the identification of sounds and graphemes
- It gives children the tools to read words
- All words are made up of individual sounds. These are merged together to form words

m a t = mat

s n ai l = snail

b r igh t = bright

Read Write Inc

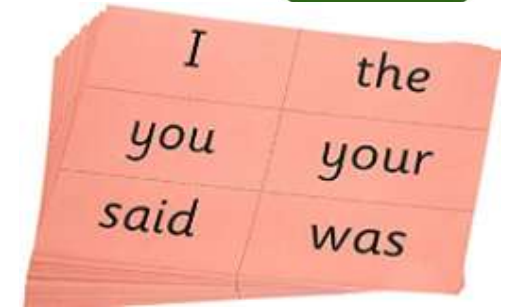


- We teach phonics using the Read Write Inc scheme
- Children have daily phonics sessions:
 - Group phonics in the morning
 - Whole class phonics in the afternoon
- Children are taught to find the “special friends” in words, “Fred talk” the word (say all the sounds in order) and then “read the word”



Red words

You can't Fred a red!


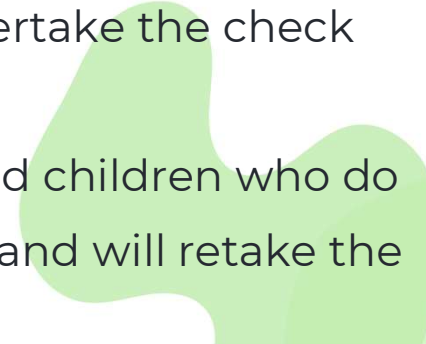


- There are some words in the English language that we cannot use phonics for
- Read Write Inc call these “red words” (said, the, pull, was)
- Children are taught these alongside their phonics
- You will find a list of these words that we focus on in Year 1 stuck into your child’s Reading Record book



Phonics Screening Check



- All children in Year 1 take the Phonics Screening Check in the Summer Term
 - Children will read a series of real and nonsense (“alien”) words
 - They will read the words to their teacher
 - Children are familiar with the format of these by the time they undertake the check
 - You will be notified of your child’s score out of 40 after the check and children who do not meet the expected standard in Year 1 will be further supported and will retake the check in Year 2
- 
- 


feast

clend




goal

braits




shape

scrug





reptiles

splue




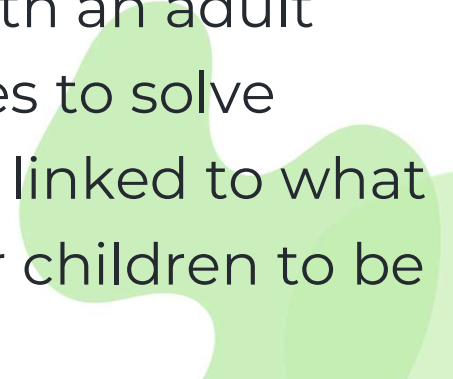


How to support at home

- Read daily with your child using their Read Aloud book
 - Use pure sounds, not letter names (“a” as in “cat”, not “a” as in “play”)
 - Practice “Fred Talk” for reading and spelling
 - Watch the videos which will be sent home on QR codes
- 
- 

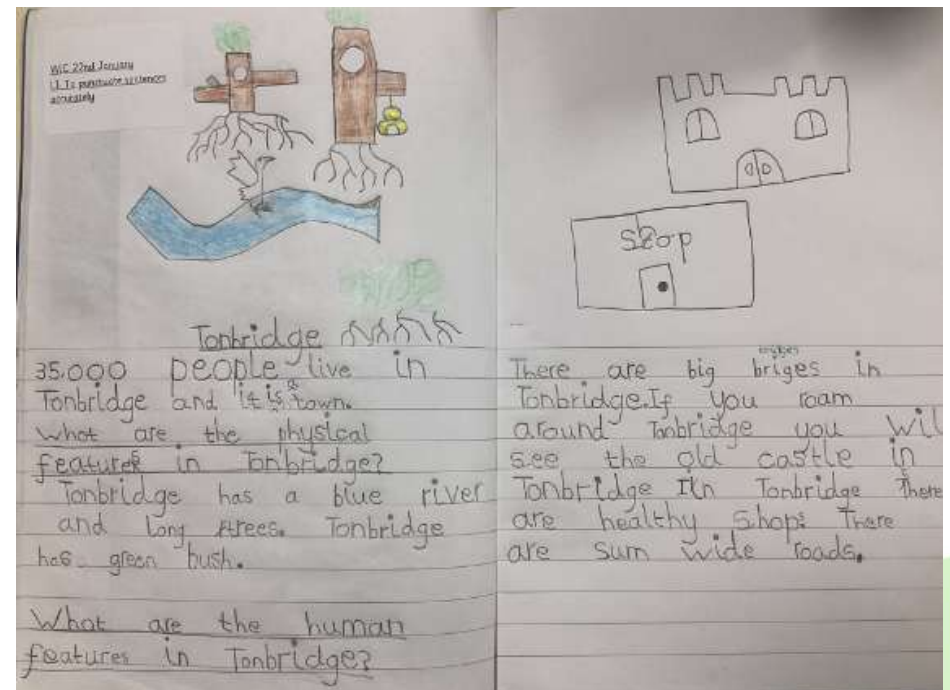


Writing

- We start writing in Year 1 in groups with an adult. This is a great opportunity for adults to help children cement their understanding of crucial writing skills such as capital letters, full stops, finger spaces and handwriting.
 - At the beginning, children who are not working with an adult that day, have activities to complete and challenges to solve (these are called Rainbow Challenges). They are all linked to what children are learning and provide opportunities for children to be independent.
- 
- 


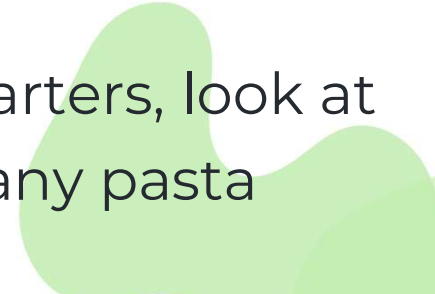
Writing

- As children move through Year 1, this independent learning time slowly changes when children are ready to move towards more formal learning during writing sessions.
- This whole class writing helps prepare them to go into Year 2 as independent writers





Maths is everywhere!

- Maths is a universal language! We use it to understand the world around us
 - Talk to your child positively about maths and look for patterns and numbers at home
 - Talk about the pizza you have cut into thirds or quarters, look at the door numbers you walk past, estimate how many pasta shells are on your plate!
- 
- 



Year 1 Key Focus

Learn number bonds to 10 and 20

Practice “fact families”

For example:

$$0 + 10 = 10$$

$$1 + 9 = 10$$

$$2 + 8 = 10$$

$$3 + 7 = 10$$

$$4 + 6 = 10$$

$$5 + 5 = 10$$

$$6 + 4 = 10$$

$$7 + 3 = 10$$

$$8 + 2 = 10$$

$$9 + 1 = 10$$

$$10 + 0 = 10$$


$$6 + 4 = 10$$

$$4 + 6 = 10$$

$$10 = 6 + 4$$

$$10 = 4 + 6$$

$$10 - 4 = 6$$

$$10 - 6 = 4$$

$$6 = 10 - 4$$

$$4 = 10 - 6$$



Foundation Subjects

- **Science** - trees, animals (including humans), seasons, materials, plants
- **History** - communication, castles
- **Geography** - our school, Tonbridge, the United Kingdom
- **Art** - natural art, skyscapes, artist study focused on flowers
- **DT** - puppets, smoothies



RE, music and **computing** are taught on a Tuesday morning.

Two **PE** sessions are taught a week.





PE Days

- **Tuesday** and **Wednesday**
 - Children need to come to school wearing their PE kit
 - Long hair needs to be tied up and earrings removed
 - Mostly outdoors so please send children suitably dressed during the colder months
 - Suitable footwear (black trainers) for PE
- 
- 

Forest School

- We have the opportunity to use the forest area space throughout the year
- Please send in wellies (in a plastic bag) and a waterproof coat which children can keep on their pegs when the weather starts to get wet!



Trips

Term 1

Bedgebury - Wednesday 1st October
Harvest service – Monday 6th October



Term 3

Walk around the local area



Term 4

Tonbridge Castle

Keep an eye on ParentMail for volunteer sign ups. Although we would love to, we cannot take everyone but we will try our best!




Homework

Reading

Share a book daily - whether it is their Read Aloud book or another book, every little helps!

Speaking and Listening

Your child will need to prepare a **short** presentation each term about something related to their learning.




Spellings

In Reading Record books, you will find a list of spellings children are focusing on during the year. There are no tests but we will be working on them everyday.



Maths

Please continue to support your child with number recognition and formation.





Social Media and Internet Safety

- Children will learn (at an age appropriate level) how to keep themselves safe online
 - Please monitor the screen time and access that your children have at home
 - Cyber bullying is probably more common than any of us imagine
 - This may surprise you...
- 
- 

13 year olds and upwards



TikTok



Instagram



Facebook



Snapchat



X (formerly Twitter)



YouTube



Kik



YouNow



Habbo



Reddit



Yubo



Whisper



Discord



Twitch



AskFM



MySpace




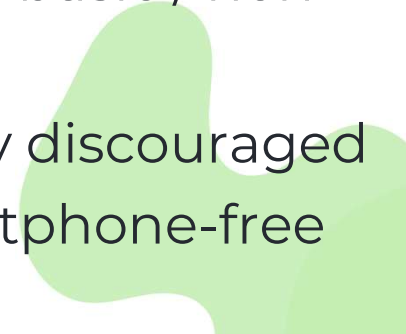
WhatsApp



Clubhouse



Our Commitment

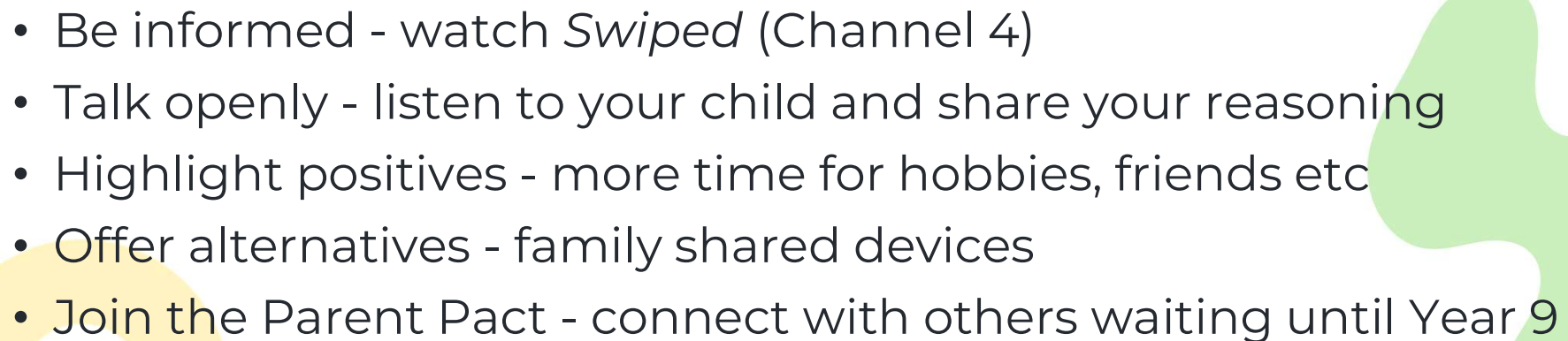
- We are prioritising children's wellbeing and development in and out of the classroom and have partnered with the Smartphone Free Childhood movement which is supported by over 350,000 UK parents
 - Starting from September 2025:
 - Years 5 and below - no smartphones allowed. Only basic / non-smart devices if needed for contact
 - Year 6 (2025-2026 only) - smartphones are strongly discouraged
 - From September 2026 - Woodlands will be a smartphone-free school for all pupils
- 
- 



Why this matters?

- Smartphones were not designed for children and now dominate childhood
- Linked to serious issues including mental health, addiction and attention and other issues

5 tips to help delay Smartphones

- Be informed - watch *Swiped* (Channel 4)
 - Talk openly - listen to your child and share your reasoning
 - Highlight positives - more time for hobbies, friends etc
 - Offer alternatives - family shared devices
 - Join the Parent Pact - connect with others waiting until Year 9
- 




PSHE - Personal, Social, Health and Economic Education

What does the government (England) say is the aim of Relationships Education?



“Today’s children and young people are growing up in an increasingly complex world and living their lives seamlessly on and offline...children and young people need to know how to be safe and healthy, and how to manage their academic, personal and social lives in a positive way.”

**DfE Guidance on Relationships Education, Sex Education and Health Education
2019**





What should children know about relationships and why?

1. What a positive, healthy, caring, safe relationship looks and feels like
 2. How to speak up and get help when a relationship does NOT feel healthy / positive / safe
 3. How to make and maintain positive relationships
- 
- 

Legally:

1. Schools MUST teach the Science curriculum
2. The DfE guidance 2019 states that Relationships and Health Education (including changing adolescent body) are compulsory

Plus...


a “recommendation” that all schools have a Sex Education Programme. How schools do this is left up to them.

Jigsaw meets all the expectations of the DfE guidance (published April 2019) when it is delivered fully and well.



Jigsaw - our PSHE scheme of learning

“Jigsaw is a unique, spiral, progressive and effective scheme of work, aiming to prepare children / young people for life, helping them really know and value who they are and understand how they relate to other people in their ever-changing world.”



What this looks like in Year 1

Term 5 - Relationships

I can identify the members of my family and understand that there are lots of different types of families

I can identify what being a good friend means to me

I know appropriate ways of physical contact to greet my friends and know which ways I prefer

I know who can help me in my school community

I can recognise my qualities as person and a friend

I can tell you why I appreciate someone who is special to me

Term 6 - Changing Me

I am starting to understand the life cycles of animals and humans

I can tell you some things about me that have changed and some things about me that have stayed the same

I can tell you how my body has changed since I was a baby

I can identify the parts of the body that make boys different to girls and can use the correct names for these: penis, testicles, vagina, vulva, anus

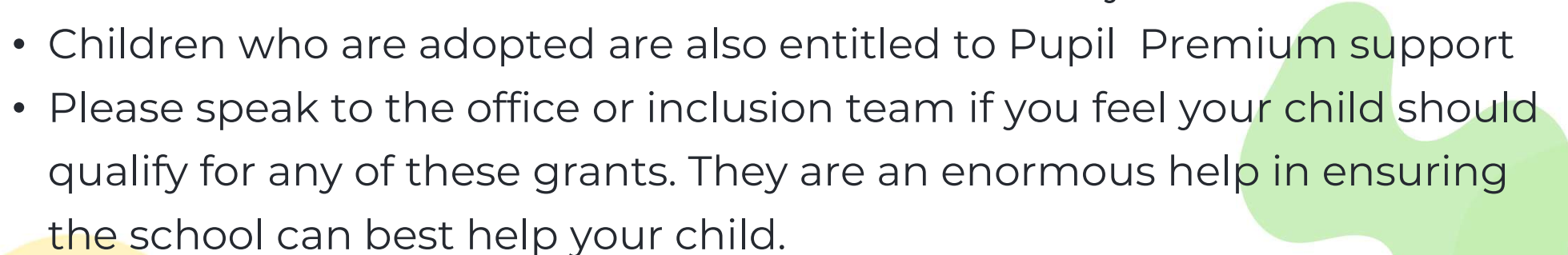
I understand that every time I learn something new I change a little bit

I can tell you about changes that have happened in my life

If you have any questions or concerns about what we are teaching, please speak to your class teacher.



Pupil Premium

- If your child has ever had Free School Meals, the school qualifies for a £1,300 Pupil Premium grant to assist their learning and development
 - If, as a parent, you are in the armed forces, there is also a grant to the school in support of your child
 - If your child qualifies as being in the care of the local authority, the school will also be entitled to an amount to enrich your child's education
 - Children who are adopted are also entitled to Pupil Premium support
 - Please speak to the office or inclusion team if you feel your child should qualify for any of these grants. They are an enormous help in ensuring the school can best help your child.
- 



Any further questions?

Please email or speak with your child's class teacher.
All information will be on the school website.

Miss Nelson - **enelson@woodlands.kent.sch.uk**

Miss Sheeres - **bsheeres@woodlands.kent.sch.uk**

