

Welcome to Year Two!



Yew Class

Mrs Howe and Mr Cook

jhowe@woodlands.kent.sch.uk

dcook@woodlands.kent.sch.uk



Poplar Class

Miss Webb

bwebb@woodlands.kent.sch.uk



Juniper Class

Miss Castle

jcastle@woodlands.kent.sch.uk



Across the year group

Mrs Broad, Ms Glasscoe, Mrs Luff, Mrs Thompsett, Mrs Puttock, Miss Trowell, Miss Whitfield



Meet the Team



Working together

Who do I go to?

- The Class Teacher should be your first person to discuss any concerns, queries or matters pertaining to your child
- The Year Group Lead can be brought in if it is felt any issue is not being dealt with effectively by the class teacher
- After these have been explored, members of the Senior Leadership Team can be contacted for support:
 - Miss Husband: Inclusion/SEND/Safeguarding
 - Mrs Adams: Behaviour incidents/Attendance
- After these have been explored, or if it is related to academic progress, Mr Burns, deputy headteacher, can be contacted.
- If there still remains concerns, issues or matters to discuss, Mrs Lonie, headteacher, can be contacted.

Communications

- ▶ **Homework Diary**
- ▶ **Weekly Newsletter**
- ▶ **Parentmail - letters**
- ▶ **Email or phone (after school)**
- ▶ **Class noticeboard**
- ▶ **Website/Sharepoint**



Year 2

Welcome to the class page of Year 2

2 Juniper, 2 Poplar and 2 Yew

A warm welcome to Year Two - we look forward to getting to know you and your child better during the year. Please keep an eye on this page and classroom noticeboards for information.

2 Juniper are taught by Miss J Castle (jcastle@woodlands.kent.sch.uk).

2 Poplar are taught by Miss B Webb (bwebb@woodlands.kent.sch.uk).


2 Yew are taught by Mrs J Howe (jhowe@woodlands.kent.sch.uk) and Mr D Cook (dcook@woodlands.kent.sch.uk). Mrs Howe will usually be in class on Monday and Tuesday and Mr Cook will usually be in class on Wednesday, Thursday and Friday.



or



ur



ow

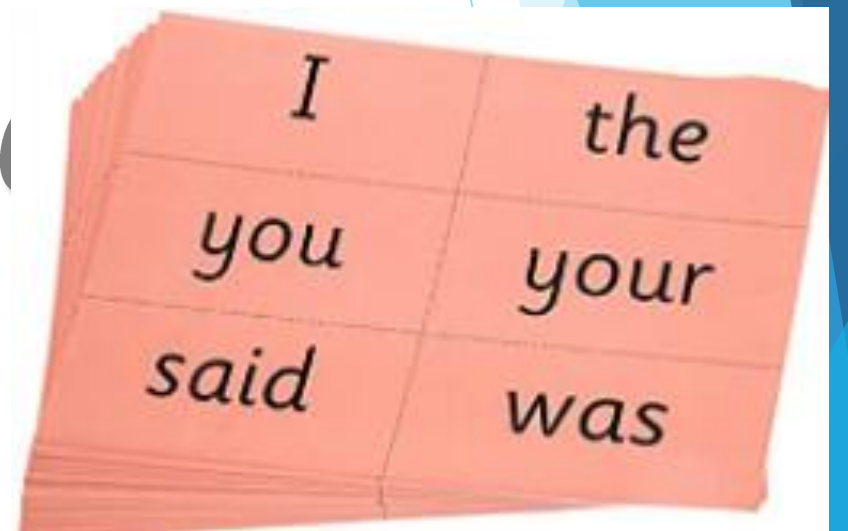
phonics



Fred talk and
Fred fingers

Red words

*'you can't Fred
red!'*



Alien words, also known as nonsense words, allow us to assess whether children can decode the word and blend the sounds opposed to sight reading words.

shin

buzz

harp

third

pab



vas



yon



ilt



How can I help at home?

- Use pure sounds, not letter names
- Use Fred Talk to read and spell words
- Listen to your child read their Read Aloud every day
- Read stories to your child every day



English

Grammar

Punctuation

Modelled writing

Innovative writing

Spelling is critical



Talk for Writing

To be an expected writer at the end of Y2, children must be able to:

- **Use accurate spelling, especially common exception words**
- **Use a possessive apostrophe 'the cat's paw'**
- **Adding suffixes (-ment, -ness, -ful, -less, -ly)**
- **Use capital letters and full stops accurately**
- **Write in full sentences that make perfect sense**
- **Use accurate finger spaces and neat handwriting, ensuring all letters are formed correctly**
- **Write about personal experiences and those of others (real or fictional)**
- **Write poetry**
- **Write for different purposes**
- **Plan writing/sharing ideas**
- **Read their writing back and correct any mistakes**
- **Understand and use commands, statements, questions & exclamations**
- **Understand and use nouns, verbs and adjectives**
- **Use past and present tense correctly**
- **Use subordination (when, if, that, because)**
- **Use coordination (or, and, but)**

Reading

- ▶ **Two book approach: Read Aloud book and Personal Choice book**
- ▶ **Read aloud books - changed when an adult has heard the whole book read aloud.**
- ▶ Focus on fluency and developing vocabulary.
- ▶ Fluency: Children must be able to read 90-95% of the words.
 - Expression
 - Automatic word recognition
 - Rhythm and phrasing
 - Smoothness
- ▶ Star Books -10 high quality books recommended by us. Challenge to read at least 6 (one per term).
- ▶ You can read Star Books and library books to your children.

Homework Diary and Reading Record

Week beginning: _____

| Day | Book & Page Numbers | Comments/Signature |
|---------------------|-------------------------|-----------------------------------|
| Monday | Sam's Bag Read to p9 | Predicted what may happen next |
| Tuesday | Sam's Bag Finished | Discussed meaning of upset |
| Wednesday | | |
| Thursday | | |
| Friday | | |
| Saturday/ Sunday | | |

| |
|----------------------------------|
| Spellings/Phonics Sounds: |
| Words of the Week: |
| Messages/Comments: |



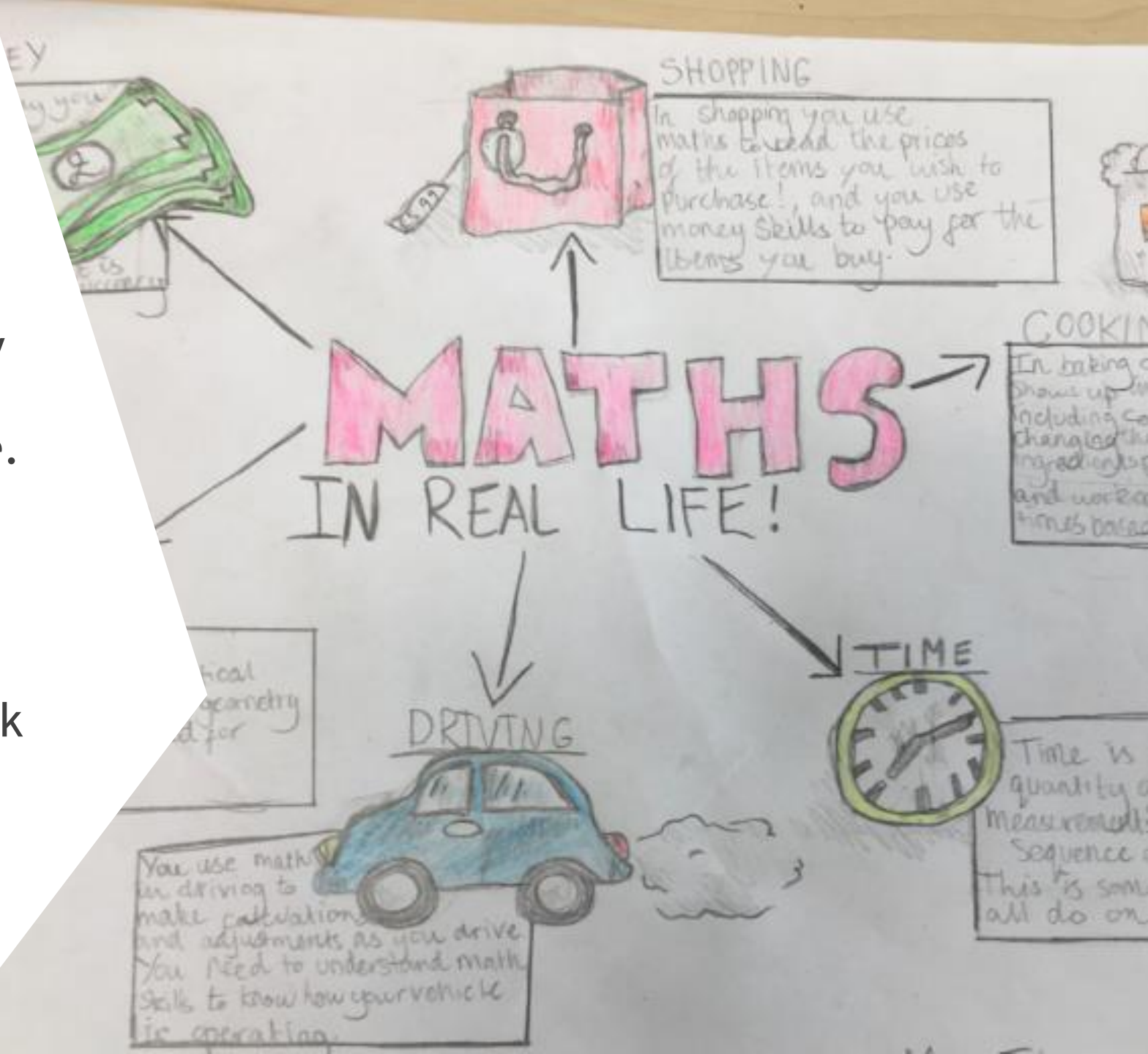
maths

Maths

Remember that maths is all around us...

Talk to your children positively about maths and look for patterns and numbers at home. Maths is a language we use to understand the world around us.

Talk about the pizza you have cut into thirds or quarters, look at the door numbers you walk past and estimate how many pasta shells are on the plate. Even when packing a suitcase you are thinking mathematically!



Maths- Fluency

Please help your children to learn relevant number facts at home. They should learn the number facts so that they can recall them automatically, along with their fact families.

E.g.

$$5 \times 4 = 20$$

$$4 \times 5 = 20$$

$$20 \div 5 = 4$$

$$20 \div 4 = 5$$

Each year group will have a different focus.

As well as continuing to practise number facts within 20 (add/subtract) and the 2, 5 and 10 times tables, Year 3 focus on 3, 4 and 8 times tables.

Maths- Fluency

Why is automatic recall of number facts so important for your child?

- ▶ It builds strong foundations in maths, allowing them to solve more complex problems with greater ease.
- ▶ It boosts confidence and reduces anxiety, increasing their engagement in maths.
- ▶ Knowing number facts frees up mental energy for more advance problem solving, making learning more efficient.
- ▶ Improves performance in maths assessments, leading to overall academic success and a positive attitude to learning.

At Woodlands children are able to log in to the following:



Maths- Fluency

Helping pupils to become automatic with their recall is not usually a quick process and takes a lot of time and effort from both home and school, just like learning to read.

At Woodlands we are looking for volunteers to help practise timestables on a regular basis. Please let Mrs Cameron know if you would be able to offer any regular time to help support pupils with this endeavour.

Lcameron@woodlands.kent.sch.uk

If you can offer regular support then we can help organise a DBS check.



design and technology

twinkl.com

Mechanisms, Cooking and nutrition, and structures

**Aboriginal art,
Camouflage art and
seaside creations**



art

Up in the
Air
The Great
Fire of
London
The
Seaside



history



geography

Polar
Regions
The
Seaside



science

Materials

Animals, including humans

Plants

Living things and their habitats

We are astronauts

We are safe researchers

We are photographers

We are zoologists


















ICT


Social Media and Internet Safety

- ▶ **We are very aware of the issues surrounding social media and internet safety – children will learn (at an age appropriate level) how to keep themselves safe on line.**
- ▶ **Please monitor the time and access that your children have from home.**
- ▶ **Cyber bullying is insidious and probably more common than any of us imagine.**
- ▶ **This may surprise you ...**

Internet Safety

APPS AND THEIR AGE RATINGS

| 13+ | | 16+ | |
|---|--|--|--|
|  Facebook |  Snapchat |  WhatsApp | |
|  Instagram |  Twitter | | |
|  TikTok |  Kik |  Sarahah |  MeetMe |
|  YouNow |  Yubo |  YOLO |  LiveMe |
|  House Party |  Monkey | | |



jigsaw

Relationships and Sex Education

Term 1 - Being Me

Term 2 - Celebrating Difference

Term 3 - Dreams and Goals

Term 4 - Healthy Me

Term 5 - Celebrating Difference

Term 6 - Changing Me

Department
for Education

Relationships Education, Relationships and Sex Education (RSE) and Health Education

Statutory guidance for governing bodies,
proprietors, head teachers, principals, senior
leadership teams, teachers




Puberty and Human Reproduction in Jigsaw 3-11 Changing Me Puzzle

| | | |
|----|-------------------------|--|
| FS | Growing Up | How we have changed since we were babies |
| Y1 | My changing body | Understanding that growing and changing is natural and happens to everybody at different rates |
| | Boys' and girls' bodies | Appreciating the parts of the body that make us different and using the correct names for them |
| Y2 | The changing me | Where am I on the journey from young to old, and what changes can I be proud of? |
| | Boys and girls | Differences between boys and girls - how do we feel about them? Which parts of me are private? |

4. Boys' and Girls' Bodies

I can recognise the physical differences between boys and girls, use the correct names for parts of the body (penis, anus, testicles, vagina, vulva) and appreciate that some parts of my body are private



- ▶ **It is an important curriculum subject**
- ▶ **Children need to wear kit on PE days**
- ▶ **Remember long hair needs to be tied up and earrings removed regardless of gender**
- ▶ **In Winter, please provide a track-suit and a hat 😊 – unless the rain is torrential or playground too icy we WILL be outside!**



Starting in Week 3. Please ensure your child has appropriate, named clothes for the weather. Please see class windows for dates.

Trips and visits in Year 2

Term 1
Methodist church



Term 6
Hastings!



Term 3
Great Fire of
London workshop



Inspiring the Future Week

- ▶ Week beginning January 27th
- ▶ Aims:
 - ▶ Learn about jobs they might not have heard about before
 - ▶ Learn they can do any job they want when they are older
 - ▶ Understand that learning at school is important for their future job
 - ▶ Understand there are lots of different jobs available when they grow up
- ▶ Email Mr Burns (mburns@woodlands.kent.sch.uk if interested - providing details of job
- ▶ All careers and jobs welcome!

Behaviour and rewards

▶ Endeavour Awards

- ▶ Weekly award based on demonstrating positive learning attitude

▶ Positive Postcards

- ▶ Demonstrating values in one or more of the following values: respect, resilience, responsibility, care, creativity or community

▶ Termly Woodlands Ambassador Awards

- ▶ Awarded for someone that continuously demonstrates the values expected of a Woodlands learner

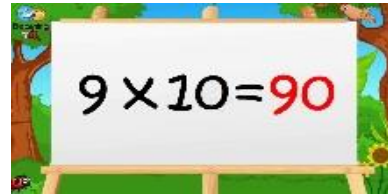
Homework

- ▶ The majority of homework at Woodlands will concentrate on the following key areas:

Reading



Numbots- coming soon!



- ▶ Maths to reinforce the learning that we have done in class. **Please return to school by Tuesday morning.**
- ▶ Speaking and Listening once a term on a topic related subject. **Please have ready on the Monday of your child's colour group's week.**

Pupil Premium

- ▶ If your child has ever had Free School Meals the school qualifies for a £1300 Pupil Premium grant to assist their learning and development.
- ▶ If, as a parent, you are in the armed forces there is also a grant to the school in support of your child.
- ▶ If your child is adopted, they also qualify for pupil premium.
- ▶ If your child qualifies as being in the care of the local authority - the school will also be entitled to a amount to enrich your child's education.
- ▶ In negotiation with the school we invite parents to suggest ways in which £100 of this amount could be used to benefit your child's learning (please talk to your child's class teacher about this in the first instance).
- ▶ Please speak to the office or Inclusion Team if you feel your child should qualify for any of these grants - they are an enormous help in ensuring the school can best help your child.

Any Questions ?

